


# Chainlink Outdoor Pens and Runs

## UNIT DETAILS & OPTIONS

See Specifications Insert for further details.

### Chainlink Panels

Division panels are custom-fit for your application and are tapered to match your floor's slope for proper and accurate installation. Mason's exclusive aluminum isolation channels seals to the floor, helping to prevent cross-contamination.

All framework is made from 1.05" Gatorshield®  ASTM structural grade steel tubing. All fabric is hand-laced with tempered wire at every intersection to the frame so that it remains tight.

#### Available Panel Sizes Available Mesh Sizes

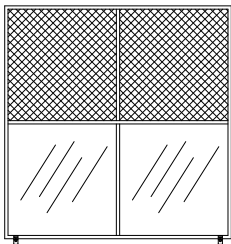
Height: 24" - 96"  
Length: 2' - 14'

Diamond Size: 1", 1 1/4", 1 1/2" and 2"  
Wire Gauge: #9, #11 and #13


#### Available Isolation Panel Materials

- #24 gauge galvanized steel sheet
- #24 gauge stainless steel sheet
- ABS blue or beige plastic sheet  
1/8" thick

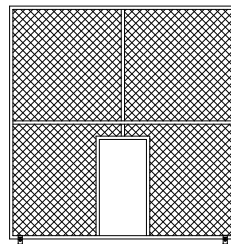
#### Panel Options




Standard Isolation Panel



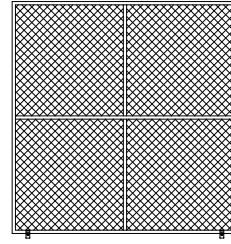
Framed Opening Side Mount



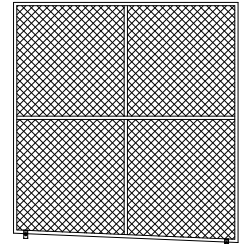
Framed Opening Center Mount



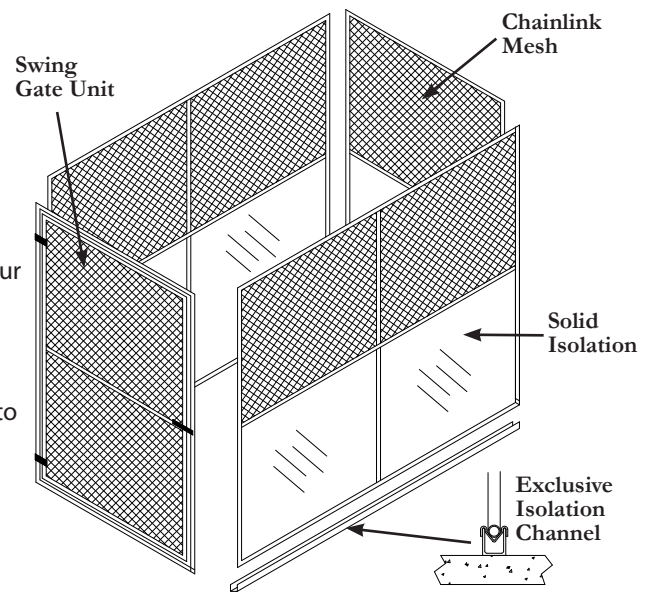
Notched Panel



Fence Panel



Tapered



## TOP-DOG Modular Pens

Get famous Mason quality at a special Mason price. Chainlink dog runs (1-8) at **discounted prices**. See Pricing Sheet for details or call your Mason sales consultant.

#### Run Features:

- One swing gate or stall front
- Two side fence panels
- One back fence panel

#### Run Size:

- All runs are 74" high
- 4'x10', 4'x12', 6'x10', 6'x12', 10'x10', and 10'x12'

#### Available Mesh Sizes:

- 1 1/2" diamond @ 11 GA